

How Do I?

Technology Tips, Tricks and Procedures

HOW DO I? • HOW DO I? • HOW DO I? • HOW DO I? • HOW DO I? • HOW DO I? • HOW DO I? • HOW DO I? • HOW DO I? • HOW DO I?

Changing Windows Login Password

Note: The default Windows Login Password is msues4u2. After your computer is repaired, the password will be reset to this default.



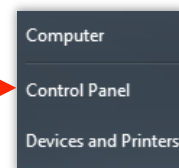
Step 1: *Left-click Start.*

Step 1



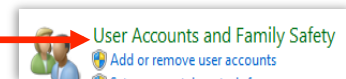
Step 2: *Left-click Control Panel.*

Step 2



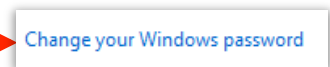
Step 3: *Left-click User Accounts and Family Safety.*

Step 3



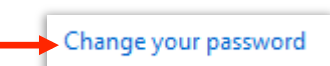
Step 4: *Left-click Change your Windows password.*

Step 4



Step 5: *Left-click Change your password.*

Step 5



Step 6: *Enter your current password in the provided field.*

Step 6

Step 7

Step 8

Step 7: *Enter your new password in the provided field.*

Step 9

Step 8: *Confirm your new password in the provided field.*

Step 9: *Type a password hint in the provided field.*

Step 10

Step 10: *Left-click Change password.*

Still can't fix it? Email the Extension Center for Technology Outreach Training Team at fixit@ext.msstate.edu.